

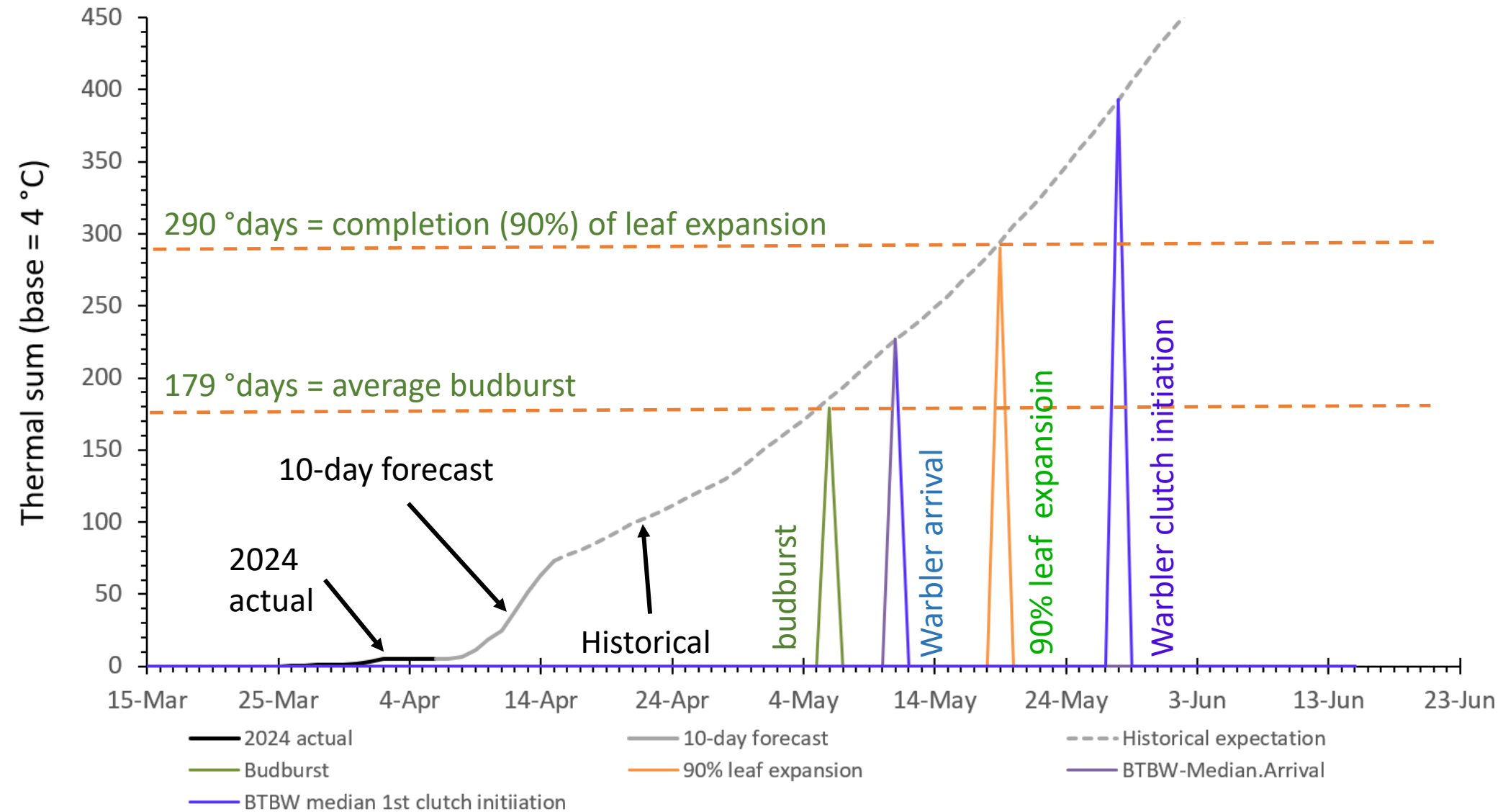
Estimated leaf-out phenology for mid-elevation Bird Plot in 2024 based on thermal sums.

[As of 7 April, 2024](#), predicted dates for budburst and 90% completion of leaf expansion are:

6 May and 19 May.

Predicted median dates of arrival and 1<sup>st</sup> clutch initiation by Black-throated Blue Warblers are:

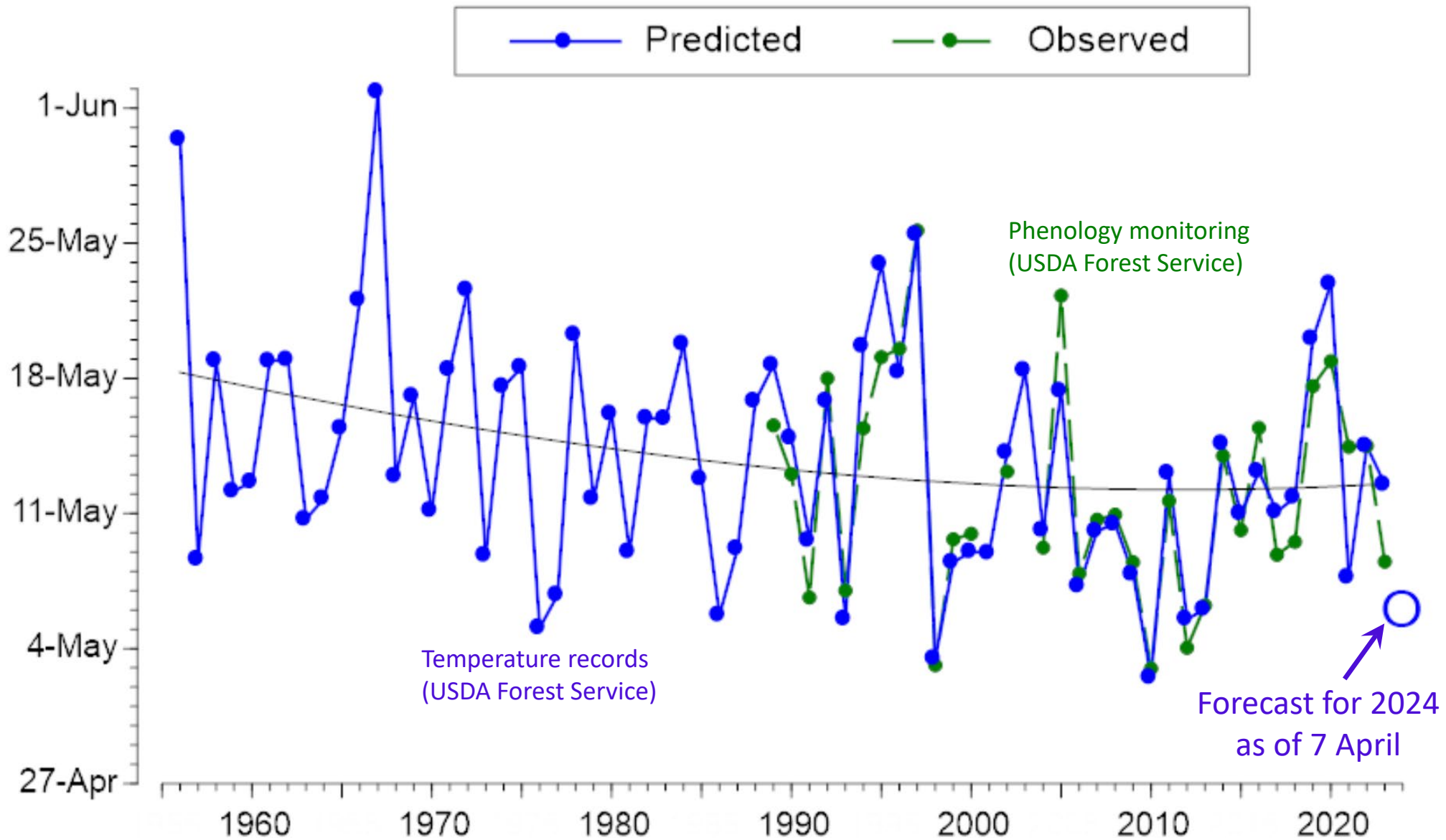
11 May and 28 May.



Real-time temperature records from USDA Forest Service station at Watershed 1.

Phenological models adapted from Lany et al. 2016 using long term data of USDA Forest Service.

Date of bud-burst in beech, birch, and maple



[As of 7 April 2024](#), the forecast date of leafout is 6 May for mid-elevation bird plots at Hubbard Brook.

Phenology measurements by Northern Research Station, USDA Forest Service.

Leaf phenology model adapted from Nina Lany et al. 2016, *Oikos*.

Analyses by Matt Ayres et al., Dartmouth College.

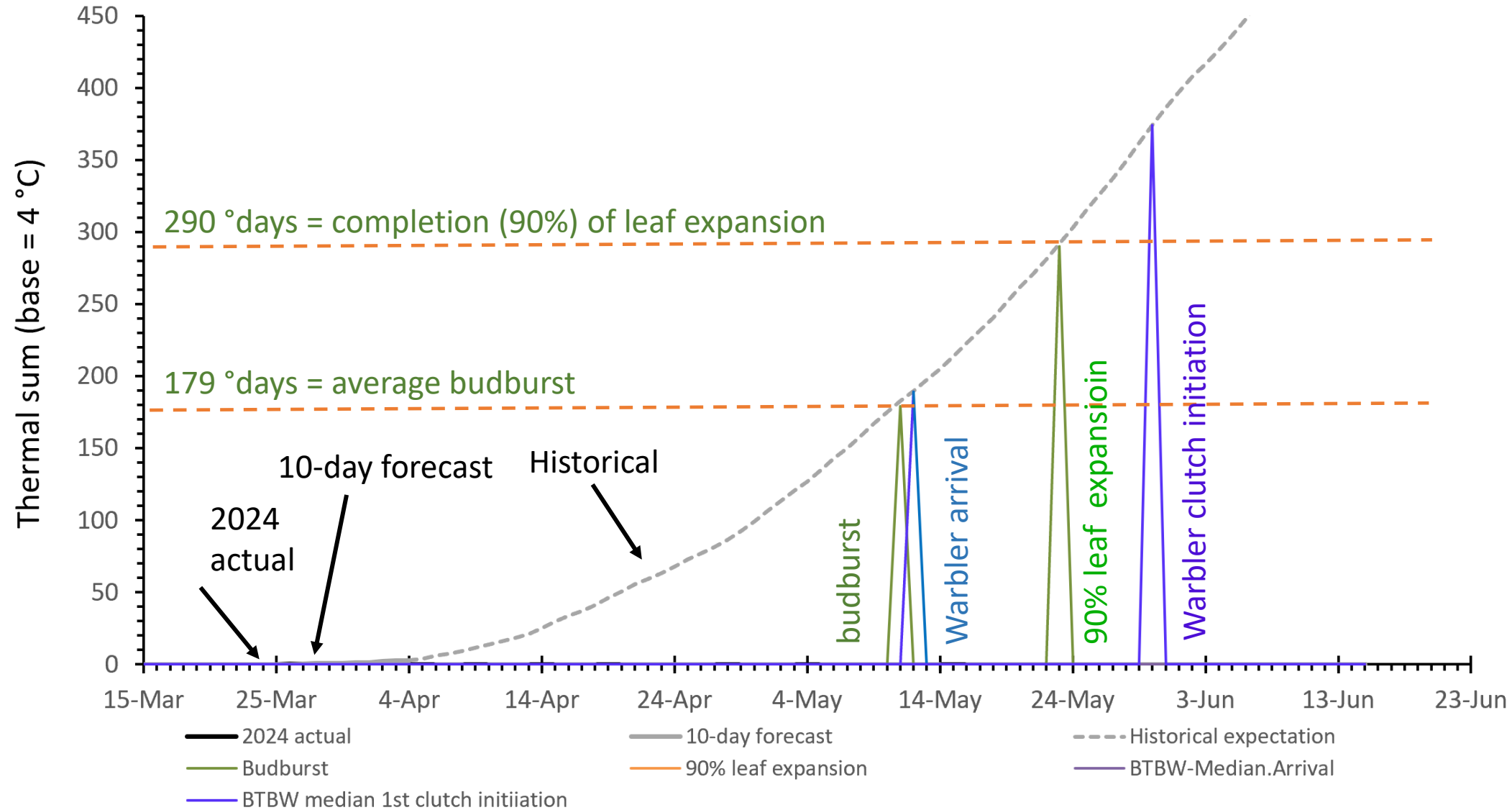
Estimated leaf-out phenology for mid-elevation Bird Plot in 2024 based on thermal sums.

[As of 28 March, 2024](#), predicted dates for budburst and 90% completion of leaf expansion are:

11 May and 23 May.

Predicted median dates of arrival and 1<sup>st</sup> clutch initiation by Black-throated Blue Warblers are:

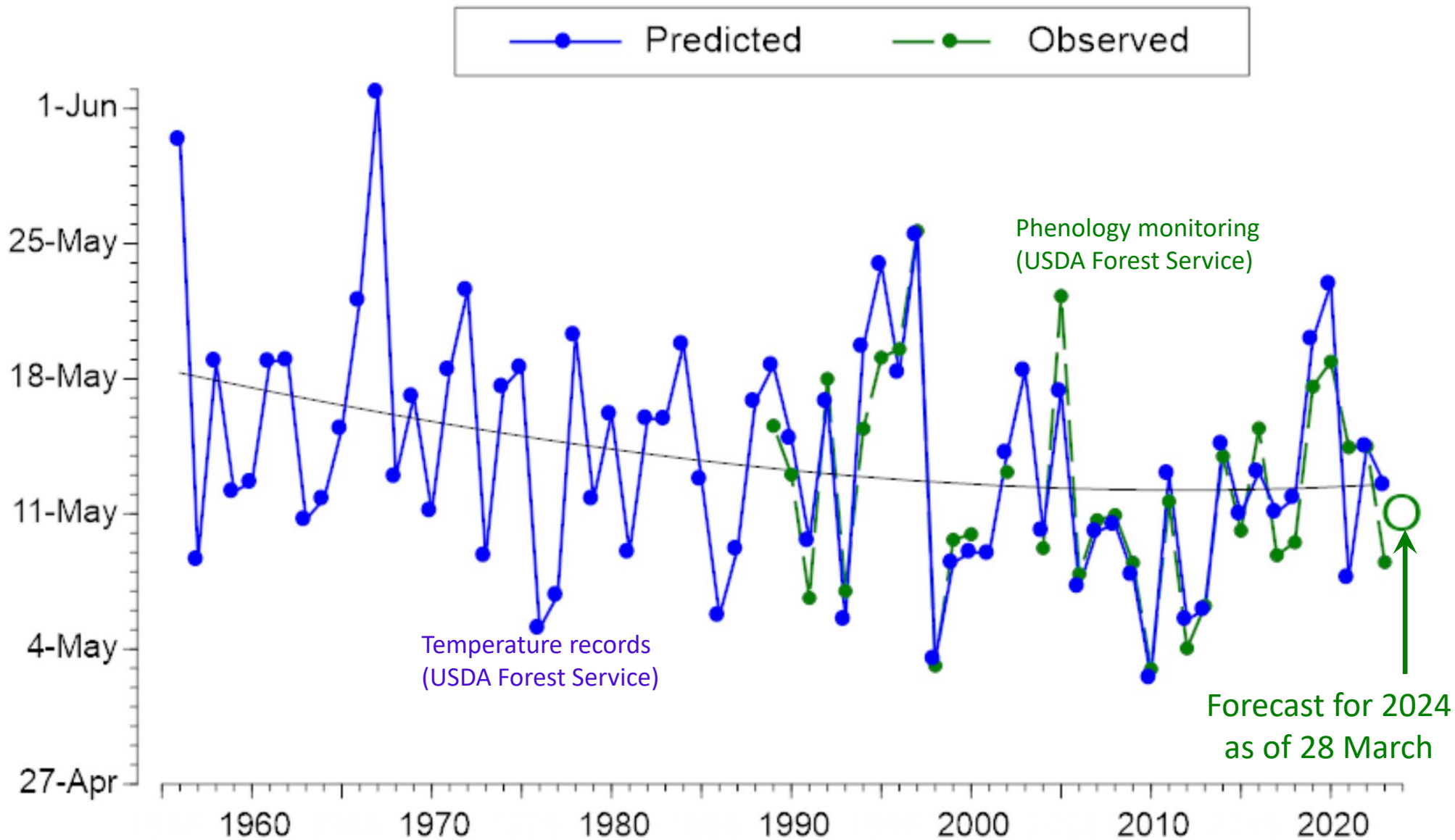
12 May and 30 May.



Real-time temperature records from USDA Forest Service station at Watershed 1.

Phenological models adapted from Lany et al. 2016 using long term data of USDA Forest Service.

Date of bud-burst in beech, birch, and maple



[As of 28 March 2024](#), the forecast date of leafout is 11 May for mid-elevation bird plots at Hubbard Brook.

Phenology measurements by Northern Research Station, USDA Forest Service.

Leaf phenology model adapted from Nina Lany et al. 2016, *Oikos*.

Analyses by Matt Ayres et al., Dartmouth College.

## References

USDA Forest Service, Northern Research Station. 2021. Hubbard Brook Experimental Forest: Routine Seasonal Phenology Measurements, 1989 - present ver 12. Environmental Data Initiative.

<https://doi.org/10.6073/pasta/f2c18a955c24eadaec1fa0d915a7b527>

USDA Forest Service, Northern Research Station. 2021. Hubbard Brook Experimental Forest: Daily Temperature Record, 1955 - present ver 10. Environmental Data Initiative.

<https://doi.org/10.6073/pasta/3afab60d54d5f2fcb1112e71f4be2106>

Lany, Nina K., Matthew P. Ayres, Erik E. Stange, T. Scott Sillett, Nicholas L. Rodenhouse, & Richard T. Holmes. 2016. Breeding timed to maximize reproductive success for a migratory songbird: the importance of phenological asynchrony. *Oikos* 125: 656-666.

<https://onlinelibrary.wiley.com/doi/abs/10.1111/oik.02412>